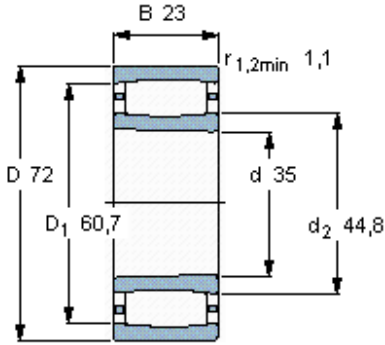
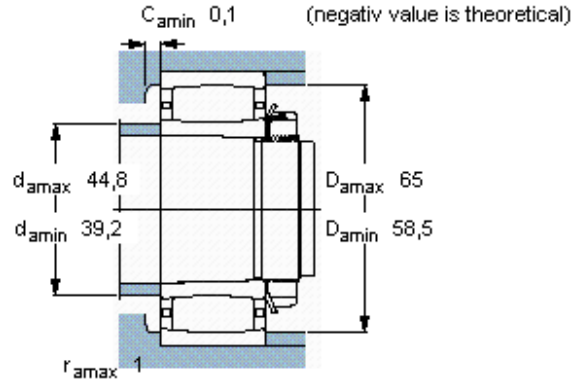
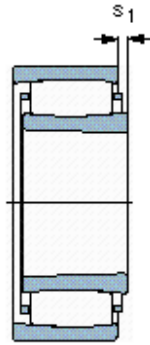


CARB toroidal roller bearings, cylindrical and tapered bore

Principal dimensions			Basic load ratings		Speed ratings		Designation	
d	D	B	dynamic C	static C0	Reference speed	Limiting speed	* SKF Explorer bearing	** Check availability
mm			kN		r/min		-	
<b>35</b>	72	23	83	80	9500	13000	<b>C 2207 KTN9 *</b>	-



Tapered bore, taper  
1: 12



**Axial displacement  $s_1$**  5,7

**Misalignment factor  $k_1$**  0,094

**Operating clearance factor  $k_2$**  0,121